



AGENDA
Rogue Valley Metropolitan Planning Organization
Technical Advisory Committee

Date: Wednesday, September 13, 2023 Time: 1:30 p.m.

Join In-Person

Location: Lewis Conference Room
RVCOG, 155 N 1st Street,
Central Point

Transit: Served by RVTD Route #40

Contact: RVCOG: 541-423-1375

Website: www.rvmopo.org

Or via Zoom

Meeting ID: 876 0096 3358

Phone #: +1 253 215 8782

Zoom Link:

<https://us06web.zoom.us/j/87600963358>

IN COMPLIANCE WITH THE AMERICANS WITH DISABILITIES ACT, IF YOU NEED SPECIAL ASSISTANCE TO PARTICIPATE IN THIS MEETING, PLEASE CONTACT RVCOG, 541-664-6674. 48 HOURS ADVANCE NOTICE IS PREFERABLE, AND WILL ENABLE US TO MAKE REASONABLE ARRANGEMENTS

1. Call to Order / Introductions / Review Agenda

Chair

Consent Agenda

2. Review / Approve Minutes

Chair

Attachment: [#1 RVMPO TAC Meeting Draft Minutes 08/09/2023](#)

Action Items

4. FAUB/FFC

Karl Welzenbach

Background: Federal Aid Urban Boundaries help determine which roads are eligible for federal aid. In rural areas only major collectors and above (arterials, etc) are eligible. In urban areas, minor collectors and above are eligible for federal funds. This exercise is to “smooth” the urban boundaries as defined by the U.S. Census Bureau.

Attachments: [#2 Curent Draft Map](#)
[#3 Interactive Map](#)

Action Requested: *Recommendation of Approval*

5. Rollover Funds

Ryan MacLaren

Background: The RVMPO has lapsing funds total of \$2,943,168.62 that will have to be obligated by December 2023.

Attachment: [#4 Table of Roll Over Funds](#)

Action Requested: *Recommendation to the Policy Committee*



AGENDA
Rogue Valley Metropolitan Planning Organization
Technical Advisory Committee

Discussion Items

6. Fund Exchange Program Update

Karl Welzenbach

Background: Over the past few years, the Oregon Department of Transportation (ODOT) has been working with the Association of Counties (AOC) and the League of Oregon Cities (LOC) to revise the Fund Exchange program to address the declining state highway funds and its impact on the program. The 2023 Oregon legislature authorized HB2101. This new bill provides more stability to the Fund Exchange program by allocating \$35 million of HB2017 dollars each year to eligible cities and counties.

Attachment: [#5 Update Memo](#)

7. Public Comment

Chair

Regular Updates

8. RVMPO Update

Karl Welzenbach

9. Other Business / Local Business

Chair

Opportunity for RVMPO member jurisdictions to talk about transportation planning projects.

10. Adjournment

Chair

Scheduled Meetings

RVMPO TAC	October 11, 2023	1:30 p.m.
RVMPO PAC	September 19, 2023	5:30 p.m.
RVMPO Policy Meeting	September 26, 2023	2:00 p.m.

All meetings are available in-person and online via Zoom unless otherwise noted.



SUMMARY MINUTES
Rogue Valley Metropolitan Planning Organization
Technical Advisory Committee

Date: Wednesday, August 9, 2023

Voting Members	Organization	Phone Number
Alex Georgevitch, Chair	Medford PW	774-2114
Joe Slaughter	Phoenix PW	951-1971
Kristen Maze	Talent PL	535-1566 x1010
Charles Bennett	Jackson County PL	774-6115
James Philp	Jackson County R&P	774-6236
Justin Shoemaker	ODOT	774-6376
Ian Horlacher	ODOT	774-6399
Paige West	RVTD PL	608-4249
Sean Eisma	RVTD PL	779-5821
Josh LeBombard	DLCD (Quorum)	414-9732

Alternate Members	Organization	Phone Number
-------------------	--------------	--------------

Staff	Organization	Phone Number
Karl Welzenbach	RVCOG	423-1360
Kelsey Sharp	RVCOG	423-1375

Interested Parties	Organization
Mike Montero	PAC

RVMPO TAC Minutes – Wednesday, August 9, 2023

[Agenda Packet](#)

[Meeting Audio](#)

1. Call to Order at 1:30 / Introductions / Review Agenda 00:00 – 01:48

Quorum: Medford, Phoenix, Talent, Jackson County, ODOT, RVTD

2. Review / Approve Minutes 01:48 – 02:55

- 02:01** Paige West moved to approve the July 12, 2023, RVMPO TAC Meeting Minutes With corrections discussed. Seconded by Ian Horlacher.
No further discussion.
Motion passed unanimously by voice vote.



SUMMARY MINUTES

Rogue Valley Metropolitan Planning Organization

Technical Advisory Committee

Action Items

3. Amendment to the 2021-24 Transportation Improvement Program 02:55 – 06:00

- 04:44** Ian Horlacher moved to recommend approval of the amendment to the 2021-24 TIP.
Seconded by Joe Slaughter.
No further discussion.
Motion passed unanimously by voice vote.

Discussion Items

4. FAUB/FFC 06:00 – 32:26

5. Public Comment 32:26 – 33:09

Comments received from Mike Montero.

Regular Updates

6. MPO Planning Update 33:09 – 01:10:00

MPO update provided by Karl Welzenbach regarding House bill 2021 and Fund Exchange.

7. Other Business / Local Business 01:10:00 – 01:11:39

Updates from ODOT and Medford.




8. Adjournment

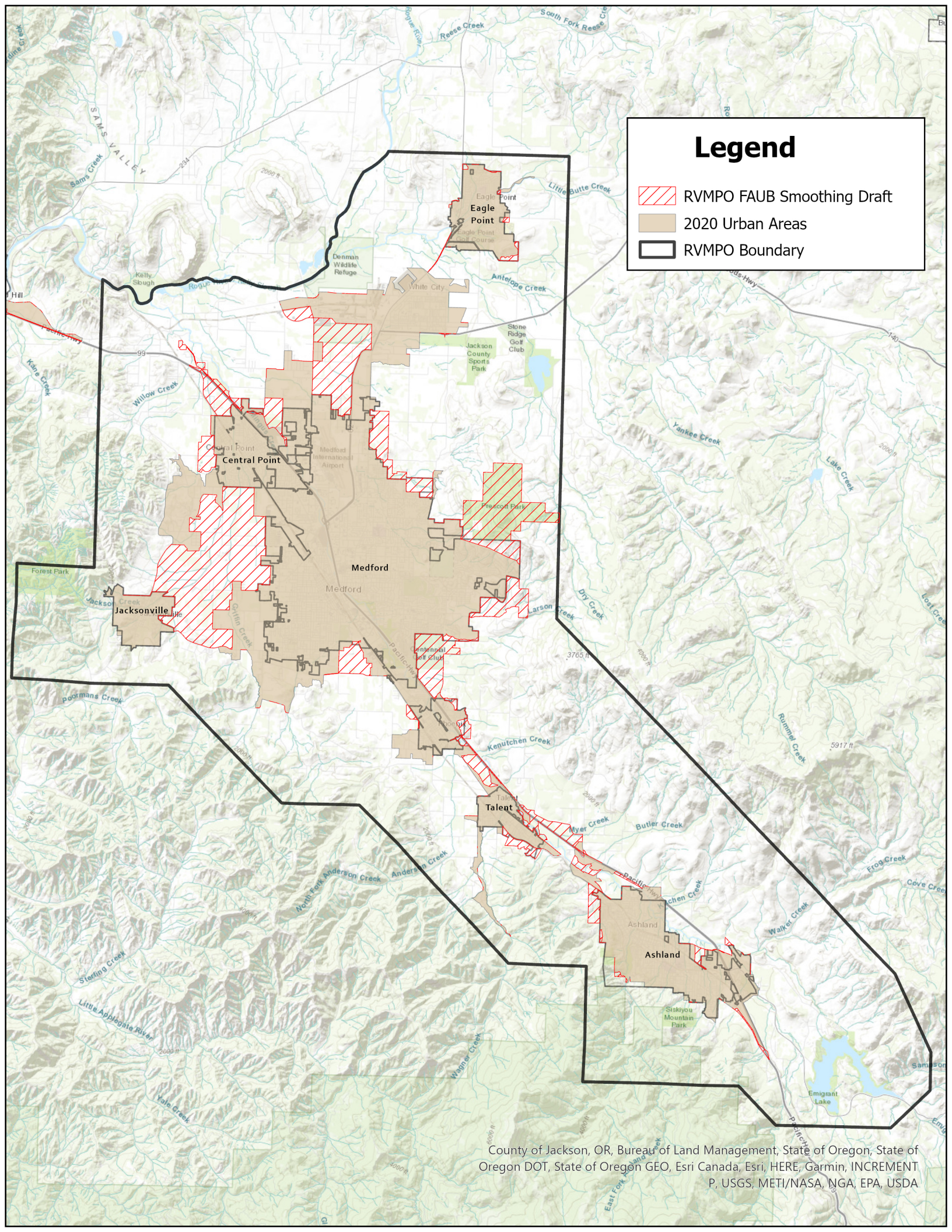
2:41 p.m.

Scheduled Meetings

RVMPO TAC	September 13, 2023	1:30 p.m.
RVMPO PAC	August 15, 2023	5:30 p.m.
RVMPO Policy Meeting	August 22, 2023	2:00 p.m.

Legend

-  RVMPO FAUB Smoothing Draft
-  2020 Urban Areas
-  RVMPO Boundary



2022 Ending Balance	FUNDS AVAILABLE TO EXCHANGE AT .94:1	*FUNDS AVAILABLE TO EXCHANGE AT .90:1	2022 & Prior Funds Remaining Balance		2023 Federal Apportionment	2023 Requested	2023 Remaining Balance	Total Remaining Balance	*Funds Lapsing 12/31/2023
\$6,655,847.68	\$7,176,686.62	\$2,020,387.00	(\$2,541,225.94)	\$9,197,073.62	\$2,177,849.00	\$0.00	\$2,177,849.00	\$11,374,922.62	\$2,943,168.62



Oregon

Tina Kotek, Governor

Department of Transportation
Statewide Investments Section
355 Capitol ST NE, MS 21
Salem, Oregon, 97301-4178

To: Brian Worley, Association of Counties
Jim McCauley, League of Oregon Cities

From: Jeff Flowers
Statewide Investments Section Manager

RE: Fund Exchange Program Changes

Background:

Over the past few years, the Oregon Department of Transportation (ODOT) has been working with the Association of Counties (AOC) and the League of Oregon Cities (LOC) to revise the Fund Exchange program to address the declining state highway funds and its impact on the program.

The 2023 Oregon legislature authorized HB2101. This new bill provides more stability to the Fund Exchange program by allocating \$35 million of HB 2017 dollars each year to eligible cities and counties.

New Process

Start Date of New Process:

HB 2101 (\$35 million) will be made available starting in 2023. There is no exchange rate applied to these funds. The new 2023 allocations are part of this memo and will be posted online.

Eligibility of Funds:

All funding must be used in accordance with Article IX, section 3a, of the Oregon Constitution. No other restrictions apply.

Allocation Process/Timeline:

ODOT, AOC and LOC will determine the funding allocation process and calculation method to be used and will document its decision in an agreement. Annual allocations amounts will be published in January of each calendar year by ODOT.

Payments to local agencies will be issued in January of each calendar year. There will no longer be a requirement for each local agency to enter into FEX master grant agreements or submit a funding request letter in order to receive their allocations.



Oregon

Tina Kotek, Governor

Department of Transportation
Statewide Investments Section
355 Capitol ST NE, MS 21
Salem, Oregon, 97301-4178

2023 Reconciliation:

Some local agencies have already exchanged their 2023 allocations. ODOT will be working to reconcile the amount already exchanged versus the amount an agency should have received based on the \$35 million allocation.

If an agency is owed money, ODOT will send payment to the agency by September 30, 2023. If the amount received from the 2023 allocation is greater than what should have been received for 2023, then ODOT will deduct the differential from the 2024 allocations. ODOT will not be requesting any repayments for 2023.

Contingency funding if \$35M of HB 2017 is Unavailable:

In the event that \$35 million is not available to be distributed in accordance with HB 2101, ODOT will make-up the difference between the available state funding with federal surface transportation funding on a dollar for dollar basis. If federal funding is allocated to local agencies, ODOT and the local agencies must enter into project agreements prior to distribution.

Old Allocations/Prior Balances (2022 and prior):

All 2022 and prior allocations must be exchanged by December 31, 2024. Allocations will be exchanged following the rate established for that year. Any balance not exchanged by December 31, 2024 will no longer be eligible to be exchanged for state funds or considered part of a local agency or MPO's allocation.

Any program questions can be directed to Hope Derrickson at ODOT. Her contact information is as follows hope.derrickson@odot.oregon.gov.

.

2023 Fund Exchange Program - City Allocations

Allocation to the Cities	\$14,000,000
Less LOC Contribution to ODOT for Local Program Support positions	(\$140,000)
Less funds for LOC Senior Staff Assoc.	(\$210,000)
Less T2 Center	(\$25,000)
Total	\$13,625,000
Amount allocated to MPOs	(\$6,061,146)
Amount allocated to Cities	\$7,563,854

URBAN AREA	POPULATION ***	PERCENT OF TOTAL	2023 ALLOCATION
ALBANY		0.00%	\$0
ASTORIA	10,197	1.72%	\$129,841
BAKER CITY	10,178	1.71%	\$129,599
BROOKINGS	6,809	1.15%	\$86,701
CANBY	18,754	3.16%	\$238,799
COOS BAY	16,005	2.69%	\$203,795
COTTAGE GROVE	10,792	1.82%	\$137,417
CRESWELL	5,684	0.96%	\$72,376
DALLAS	17,320	2.92%	\$220,539
ESTACADA	5,014	0.84%	\$63,844
FLORENCE	9,600	1.62%	\$122,239
GRANTS PASS		0.00%	\$0
HERMISTON	19,696	3.32%	\$250,794
HOOD RIVER	8,259	1.39%	\$105,164
INDEPENDENCE	10,081	1.70%	\$128,364
JUNCTION CITY	7,032	1.18%	\$89,540
KLAMATH FALLS	22,022	3.71%	\$280,411
LA GRANDE	13,087	2.20%	\$166,640
LEBANON	19,122	3.22%	\$243,485
LINCOLN CITY	10,067	1.69%	\$128,185
MADRAS	7,717	1.30%	\$98,262
MCMINNVILLE	34,251	5.77%	\$436,126
MILTON-FREEWATER		0.00%	\$0
MOLALLA	10,207	1.72%	\$129,968
MONMOUTH	11,142	1.88%	\$141,874
NEWBERG	25,376	4.27%	\$323,118
NEWPORT	10,591	1.78%	\$134,858
NORTH BEND	10,375	1.75%	\$132,107
ONTARIO	11,816	1.99%	\$150,456
PENDLETON	17,169	2.89%	\$218,617
PHILOMATH	5,682	0.96%	\$72,350
PRINEVILLE	11,042	1.86%	\$140,600
REDMOND	36,122	6.08%	\$459,950
ROSEBURG	23,701	3.99%	\$301,790
SANDY	12,869	2.17%	\$163,864
SCAPPOOSE	8,016	1.35%	\$102,070
SEASIDE	7,157	1.20%	\$91,132
SHERIDAN	6,377	1.07%	\$81,200
SILVERTON	10,591	1.78%	\$134,858
ST. HELENS	14,560	2.45%	\$185,396

2023 Fund Exchange Program - City Allocations

Allocation to the Cities	\$14,000,000
Less LOC Contribution to ODOT for Local Program Support positions	(\$140,000)
Less funds for LOC Senior Staff Assoc.	(\$210,000)
Less T2 Center	(\$25,000)
Total	\$13,625,000
Amount allocated to MPOs	(\$6,061,146)
Amount allocated to Cities	\$7,563,854

			2023
URBAN AREA	POPULATION ***	PERCENT OF TOTAL	ALLOCATION
STAYTON	8,265	1.39%	\$105,240
SUTHERLIN	8,909	1.50%	\$113,440
SWEET HOME	9,893	1.67%	\$125,970
THE DALLES	16,047	2.70%	\$204,330
TILLAMOOK	5,338	0.90%	\$67,970
VENETA	5,271	0.89%	\$67,117
UMATILLA	7,520	1.27%	\$95,754
WARRENTON	6,352	1.07%	\$80,881
WINSTON	5,700	0.96%	\$72,579
WOODBURN	26,250	4.42%	\$334,247
TOTAL	594,025	100.00%	\$7,563,857

2023 Fund Exchange Program - Small MPO Allocations

MPO Areas (50K - 200K pop)	Population	Percent of Total	Fund Allocation
Bend	108,299	10.12%	\$1,379,001.00
Corvallis	67,599	6.32%	\$860,750.00
Medford	171,037	15.98%	\$2,177,849.00
Rainier	1,913	0.18%	\$24,359.00
Albany	65,265	6.10%	\$831,035.00
Grants Pass	54,752	5.12%	\$697,173.00
Milton-Freewater	7,145	0.67%	\$90,979.00
Total	\$476,010	44.49%	\$6,061,146

2023 Fund Exchange Program - County Allocations

Allocation to the Counties:	\$21,000,000
LESS:	
FUNDING FOR LOCAL GOVERNMENT POSITIONS (ODOT)	(\$210,000)
T2 CENTER	(\$100,000)
COUNTY ROADS PROGRAM	(\$1,855,000)
BALANCE FOR DISTRIBUTION	\$18,835,000

COUNTY	25% DIST. EQUALLY	PERCENT POPULATION	60 % DIST. BY POPULATION	PERCENT RURAL MILES	15% DIST. BY MILEAGE	2023 ALLOCATION
BAKER	\$130,799	0.67%	\$75,255	3.41%	\$96,400	\$302,454
BENTON	\$130,799	1.64%	\$185,343	1.61%	\$45,488	\$361,629
CLACKAMAS	\$130,799	8.25%	\$932,674	5.32%	\$150,423	\$1,213,896
CLATSOP	\$130,799	1.77%	\$199,592	0.83%	\$23,443	\$353,834
COLUMBIA	\$130,799	2.84%	\$321,260	1.99%	\$56,085	\$508,144
COOS	\$130,799	3.86%	\$436,689	2.04%	\$57,747	\$625,234
CROOK	\$130,799	1.44%	\$162,629	1.79%	\$50,695	\$344,123
CURRY	\$130,799	1.68%	\$189,805	0.82%	\$23,191	\$343,795
DESCHUTES	\$130,799	5.88%	\$664,129	3.43%	\$96,884	\$891,811
DOUGLAS	\$130,799	7.31%	\$826,481	4.19%	\$118,455	\$1,075,734
GILLIAM	\$130,799	0.20%	\$22,964	1.58%	\$44,563	\$198,325
GRANT	\$130,799	0.72%	\$81,382	1.86%	\$52,427	\$264,608
HARNEY	\$130,799	0.75%	\$84,885	3.09%	\$87,379	\$303,063
HOOD RIVER	\$130,799	1.56%	\$176,020	0.74%	\$20,938	\$327,756
JACKSON	\$130,799	4.73%	\$534,890	3.65%	\$103,008	\$768,697
JEFFERSON	\$130,799	1.71%	\$193,398	2.26%	\$63,798	\$387,994
JOSEPHINE	\$130,799	3.91%	\$442,304	2.10%	\$59,321	\$632,424
KLAMATH	\$130,799	4.76%	\$538,343	3.29%	\$92,824	\$761,966
LAKE	\$130,799	0.81%	\$92,093	2.76%	\$77,900	\$300,792
LANE	\$130,799	7.67%	\$866,552	5.47%	\$154,672	\$1,152,023
LINCOLN	\$130,799	3.01%	\$340,632	1.23%	\$34,669	\$506,099
LINN	\$130,799	4.92%	\$555,683	4.09%	\$115,599	\$802,081
MALHEUR	\$130,799	2.01%	\$227,264	6.63%	\$187,199	\$545,261
MARION	\$130,799	6.47%	\$731,451	4.13%	\$116,634	\$978,884
MORROW	\$130,799	1.26%	\$142,301	3.69%	\$104,236	\$377,336
MULTNOMAH	\$130,799	0.85%	\$95,894	0.93%	\$26,254	\$252,947
POLK	\$130,799	1.84%	\$208,070	1.80%	\$50,716	\$389,584
SHERMAN	\$130,799	0.19%	\$21,489	1.70%	\$47,889	\$200,177
TILLAMOOK	\$130,799	2.75%	\$311,158	1.23%	\$34,783	\$476,739
UMATILLA	\$130,799	2.88%	\$325,855	6.43%	\$181,625	\$638,278
UNION	\$130,799	1.32%	\$148,754	2.23%	\$63,009	\$342,562
WALLOWA	\$130,799	0.74%	\$83,713	2.72%	\$76,881	\$291,393
WASCO	\$130,799	1.05%	\$118,638	2.51%	\$70,871	\$320,307
WASHINGTON	\$130,799	4.17%	\$471,096	4.98%	\$140,653	\$742,547
WHEELER	\$130,799	0.15%	\$16,398	1.00%	\$28,300	\$175,496
YAMHILL	\$130,799	4.21%	\$475,916	2.49%	\$70,291	\$677,006
TOTAL	\$4,708,750	100.00%	\$11,301,000	100.00%	\$2,825,250	\$18,834,999